

Keppel Infrastructure Trust

4Q FY2017 and Full Year 2017 Financial Results

22 January 2018



Important Notice

The information contained in this presentation is for information purposes only and does not constitute or form part of, and should not be construed as, any offer or invitation to sell or issue or any solicitation of any offer or invitation to purchase or subscribe for any units in Keppel Infrastructure Trust ("KIT") and the units in KIT (the "Units") or rights to purchase Units in Singapore, the United States or any other jurisdiction. This presentation is strictly confidential to the recipient, may not be reproduced, retransmitted or further distributed to the press or any other person, may not be reproduced in any form, may not be published, in whole or in part, for any purpose to any other person with the prior written consent of the Trustee-Managers (as defined hereinafter). This presentation should not, nor should anything contained in it, form the basis of, or be relied upon in any connection with any offer, contract, commitment or investment decision whatsoever and it does not constitute a recommendation regarding the Units.

The past performance of KIT is not necessarily indicative of its future performance. Certain statements made in this presentation may not be based on historical information or facts and may be "forward-looking" statements due to a number of risks, uncertainties and assumptions. Representative examples of these factors include (without limitation) general industry and economic conditions, interest rate trends, cost of capital and capital availability, competition from similar businesses and governmental and public policy changes, and the continued availability of financing in the amounts and terms necessary to support future business. Such forward-looking statements speak only as of the date on which they are made and KIT does not undertake any obligation to update or revise any of them, whether as a result of new information, future events or otherwise. Accordingly, you should not place undue reliance on any forward-looking statements.

Prospective investors and unitholders of KIT ("Unitholders") are cautioned not to place undue reliance on these forward-looking statements, which are based on the current view of Keppel Infrastructure Fund Management Pte. Ltd. (as trustee-manager of KIT) (the "Trustee-Manager") on future events. No representation or warranty, express or implied, is made as to, and no reliance should be placed on, the fairness, accuracy, completeness or correctness of the information, or opinions contained in this presentation. The information is subject to change without notice, its accuracy is not guaranteed, has not been independently verified and may not contain all material information concerning KIT. The information set out herein may be subject to updating, completion, revision, verification and amendment and such information may change materially. The value of Units and the income derived from them may fall as well as rise. Units are not obligations of, deposits in, or guaranteed by, KIT, the Trustee-Manager or any of its affiliates and/or subsidiaries. An investment in Units is subject to investment risks, including the possible loss of the principal amount invested.

Investors have no right to request the Trustee-Manager to redeem their Units while the Units are listed. It is intended that Unitholders may only deal in their Units through trading on Singapore Exchange Securities Trading Limited ("SGX-ST"). Listing of the Units on SGX-ST does not guarantee a liquid market for the Units.

The information contained in this presentation is not for release, publication or distribution outside of Singapore (including to persons in the United States) and should not be distributed, forwarded to or transmitted in or into any jurisdiction where to do so might constitute a violation of applicable securities laws or regulations.

This presentation is not for distribution, directly or indirectly, in or into the United States. No Units are being, or will be, registered under the U.S. Securities Act of 1933, as amended (the "Securities Act"), or the securities laws of any state of the U.S. or other jurisdiction and no such securities may be offered or sold in the U.S. except pursuant to an exemption from, or in a transaction not subject to, the registration requirements of the Securities Act and any applicable state or local securities laws. No public offering of securities is being or will be made in the U.S. or any other jurisdiction outside of Singapore.

Key Highlights for 4Q 2017



Distribution per Unit

0.93 cents

Steady DPU of 0.93 cents for 4Q 2017 bringing total DPU to 3.72 cents for FY 2017



Distribution Yield

6.5%⁽¹⁾

As at 31 December 2017



Distributable Cash Flows

S\$30.8 million

Distributable cash flows of S\$30.8 million for 4Q 2017 and S\$144.2 million for FY 2017



Net Asset Value

29.9 cents

As at 31 December 2017



Gearing

39.9%

As at 31 December 2017



Hedged Loans

~91%

As at 31 December 2017

⁽¹⁾ Distribution yield was lower compared to FY 2016 due to the increase in KIT's unit price in 2017, while distributions remained the same.

Business Updates

City Gas

- Customer base grew by 3.8% from 783,300 as of 4Q 2016 to 813,300 as of 4Q 2017
- Achieved 800,000 customer milestone in 2017
- Achieved 100% availability in 4Q 2017

Concessions

- Consist of Senoko WTE, Tuas WTE, SingSpring Desalination and Ulu Pandan NEWater plants in Singapore
- Fulfilled all contractual obligations in 4Q 2017

KMC

- Fulfilled all contractual obligations in 4Q 2017

DC One

- Fulfilled all contractual obligations in 4Q 2017

Basslink

- Returned to service on 13 June 2016
- Repair costs as well as revenue loss during the outage are covered by insurance, subject to the relevant terms of the insurance policy
- On 5 December 2016, Basslink announced the completion of its investigations into the cause of the outage. Cause of fault is “cause unknown”
- Hydro Tasmania disagrees that the outage is a force majeure event and on 20 and 22 December 2017, has issued media releases stating that their experts have completed their investigations and alleged that the probable cause of the cable fault incident was because Basslink operated the cable beyond its design limit.
- Based on current circumstances and professional advice, Basslink stands by the independent investigation undertaken by CCI and maintains that the outage is a force majeure event
- Discussions have been ongoing with the banking syndicate on the subsisting defaults under the project financing. Notwithstanding the default, Basslink remains current on the debt and all outstanding payments under the project financing have been fulfilled
- CRSM was -6.2% in 4Q 2017 (-1.9% in 2017)

4Q 2017 Distributable Cash Flows

Delivered distributable cash flows of **S\$30.8 million** in **4Q 2017**

	4Q FY17 S\$'000	4Q FY16 S\$'000	Remarks
City Gas	6,254	4,274	<ul style="list-style-type: none"> Due to time lag in the adjustment of gas tariffs to reflect actual fuel cost and lower operating expenses
Concessions	15,529	17,746	<ul style="list-style-type: none"> All plants fulfilled contractual obligations One-off maintenance costs for Ulu Pandan NEWater plant in 2017
KMC	11,769	11,568	<ul style="list-style-type: none"> Met contractual obligations
DC One	1,165	885	<ul style="list-style-type: none"> Stepped up in core rent in 2Q 2017 Met contractual obligations
Others	(3,958)	(2,523)	<ul style="list-style-type: none"> No management fees from CityNet upon cessation as Trustee-Manager of NetLink Trust on 13 April 2017
Total Distributable Cash Flows	30,759	31,950	

FY 2017 Distributable Cash Flows

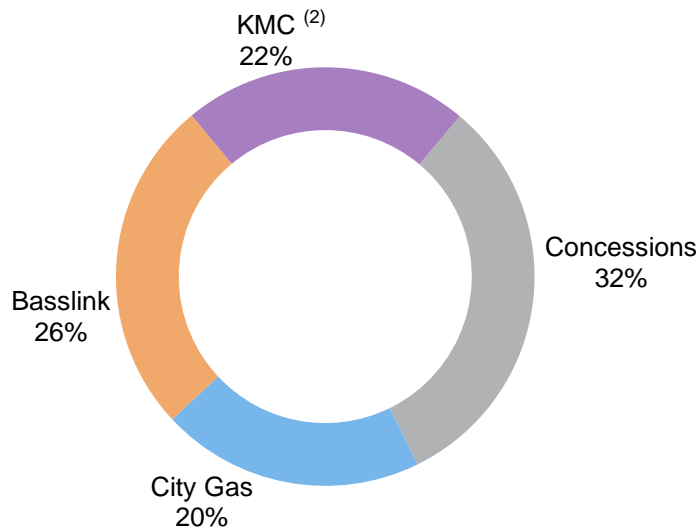
Delivered distributable cash flows for **FY 2017** was **S\$144.2 million**

	FY2017 S\$'000	FY2016 S\$'000	Remarks
City Gas	40,669	40,558	<ul style="list-style-type: none"> Volume growth mitigated by time lag in the adjustment of gas tariffs to reflect actual fuel cost
Concessions	68,448	70,170	<ul style="list-style-type: none"> All plants fulfilled contractual obligations One-off maintenance costs for Ulu Pandan NEWater plant in 2017
KMC	45,717	44,580	<ul style="list-style-type: none"> Higher due to an extended maintenance for one of its turbines in 1Q 2016 resulting in reduction in capacity fee Met contractual obligations for FY 2017
DC One	3,872	2,654	<ul style="list-style-type: none"> Higher due to 12 months contributions in 2017 versus 8.5 months in 2016 upon completion of the construction of the data centre on 12 April 2016 Stepped up in core rent in 2Q 2017
Others	(14,477)	(8,469)	<ul style="list-style-type: none"> Due mainly to abortive expenses incurred in connection with a potential acquisition and lower fees from CityNet upon cessation as Trustee-Manager of NetLink Trust on 13 April 2017
Total Distributable Cash Flows	144,229	149,493	

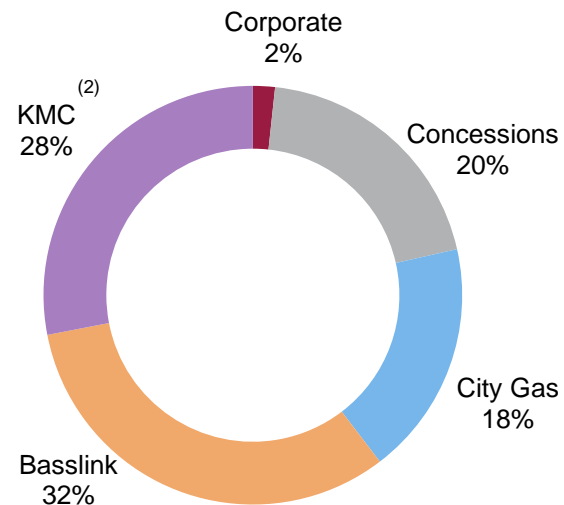
Diversified Portfolio of Core Infrastructure Assets

- Long-term, regular and predictable cash flows generated from a diversified portfolio ranging from Utilities, Power and Telecommunications infrastructure assets

FY2017 Adjusted EBITDA ⁽¹⁾



Total Assets as at 31 Dec 2017



Notes:

(1) Adjusted EBITDA includes reduction in concession receivables and excludes Trust/corporate expenses

(2) Based on KIT's 51% stake in KMC

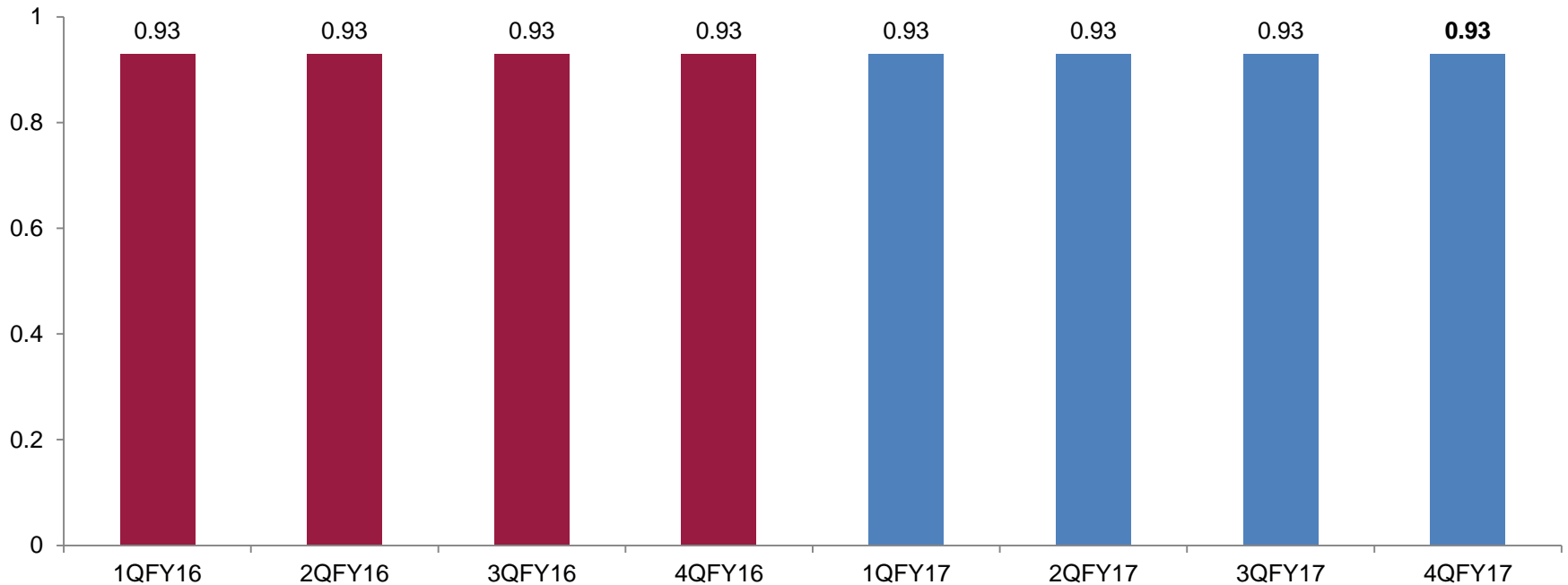
Regular and Stable Returns

DPU (S cents)

4Q FY17 DPU: **0.93 Singapore cents**

Book closure date: 30 January 2018

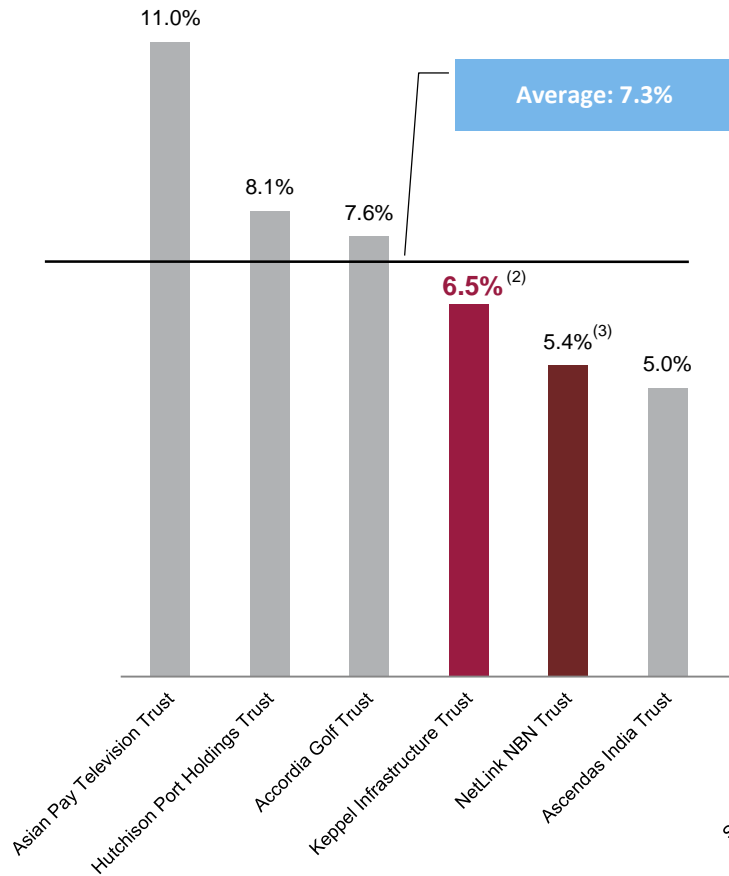
Distribution Payment date: 23 February 2018



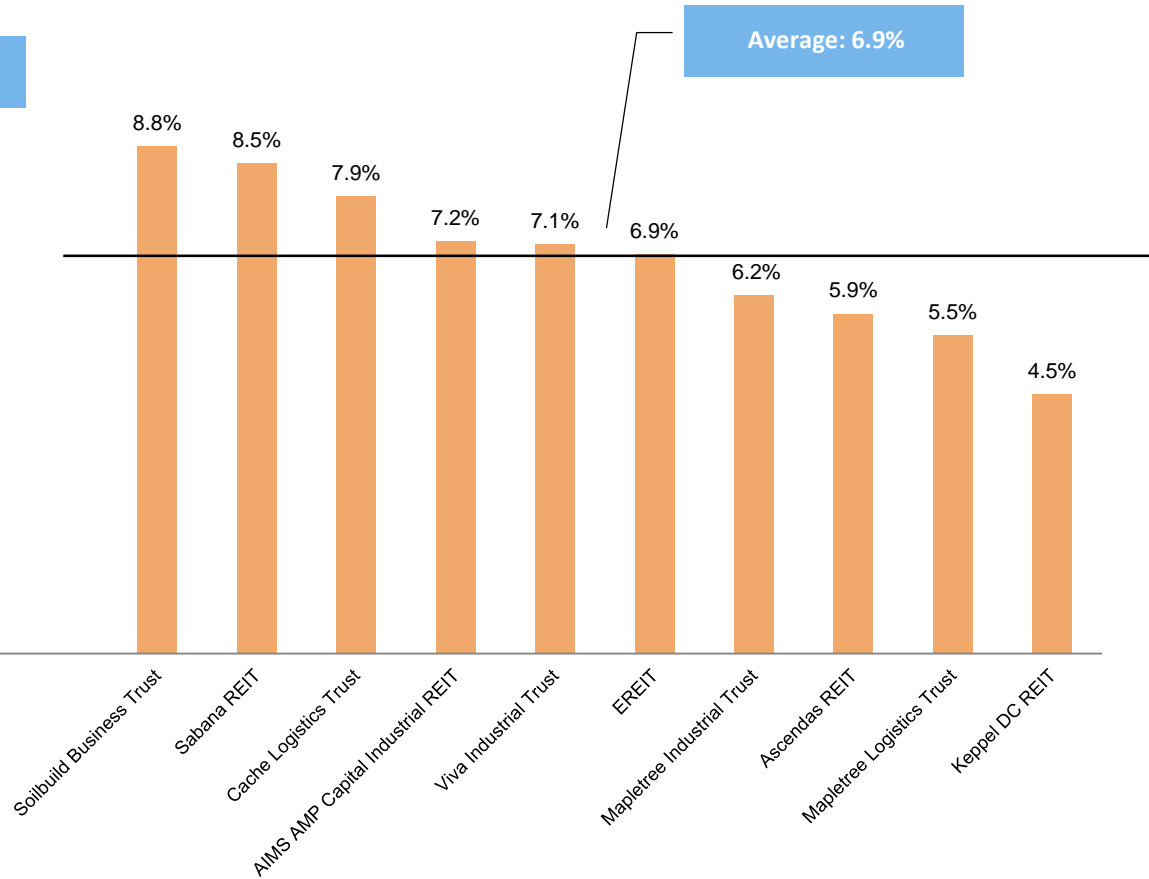
Regular and Stable Returns

Distribution Yield (1)

Infrastructure Trusts



Singapore Industrial REITs



(1) Source: Bloomberg's dividend yield data as at 31 December 2017

(2) Based on market closing price of S\$0.575 as at 31 December 2017

(3) Based on forecast dividend yield disclosed in NetLink NBN Trust's Prospectus dated 10 July 2017

Strong Balance Sheet

S\$m	As at 31 December 2017	
	Total	Excluding Basslink
Cash	214	162
Borrowings	1,794	1,082
Net debt	1,580	920
Total assets	3,956	2,961
Total liabilities	2,645	1,194
EBITDA	240	176
Net gearing	39.9%	31.1%
Net debt / EBITDA	6.6X	5.2X

Sustainable gearing backed by

- / Long term contracts expiring between 2024 and 2046
- / Creditworthy customers and City Gas' large and stable customer base
- / Recurring and stable revenue streams

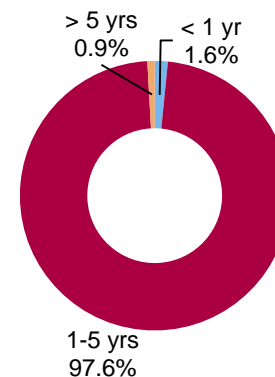
Prudent Capital Management

Debt Overview

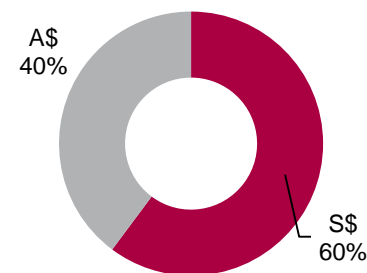
- / Hedged ~91% of total loans
- / Other than KIT corporate loan, rest of the loans are non-recourse
- / Maintain stable interest rate of 4-5%
 - Singapore average: 3-4%
 - Australian average: 6-7%
- / Weighted average term to expiry of ~2.2 years
 - ~100% of loans due in 2019 and beyond
- / S\$717.4m (A\$703.3m)⁽¹⁾ Basslink loan
 - Interest rate substantially hedged
 - Natural currency hedge for A\$ cash flows
 - All residual cash flows used for debt service
 - No dependence on Basslink's cash flows for distribution
 - No cash flow exposure to near term A\$ forex movement

Debt Breakdown

Debt Repayment Profile



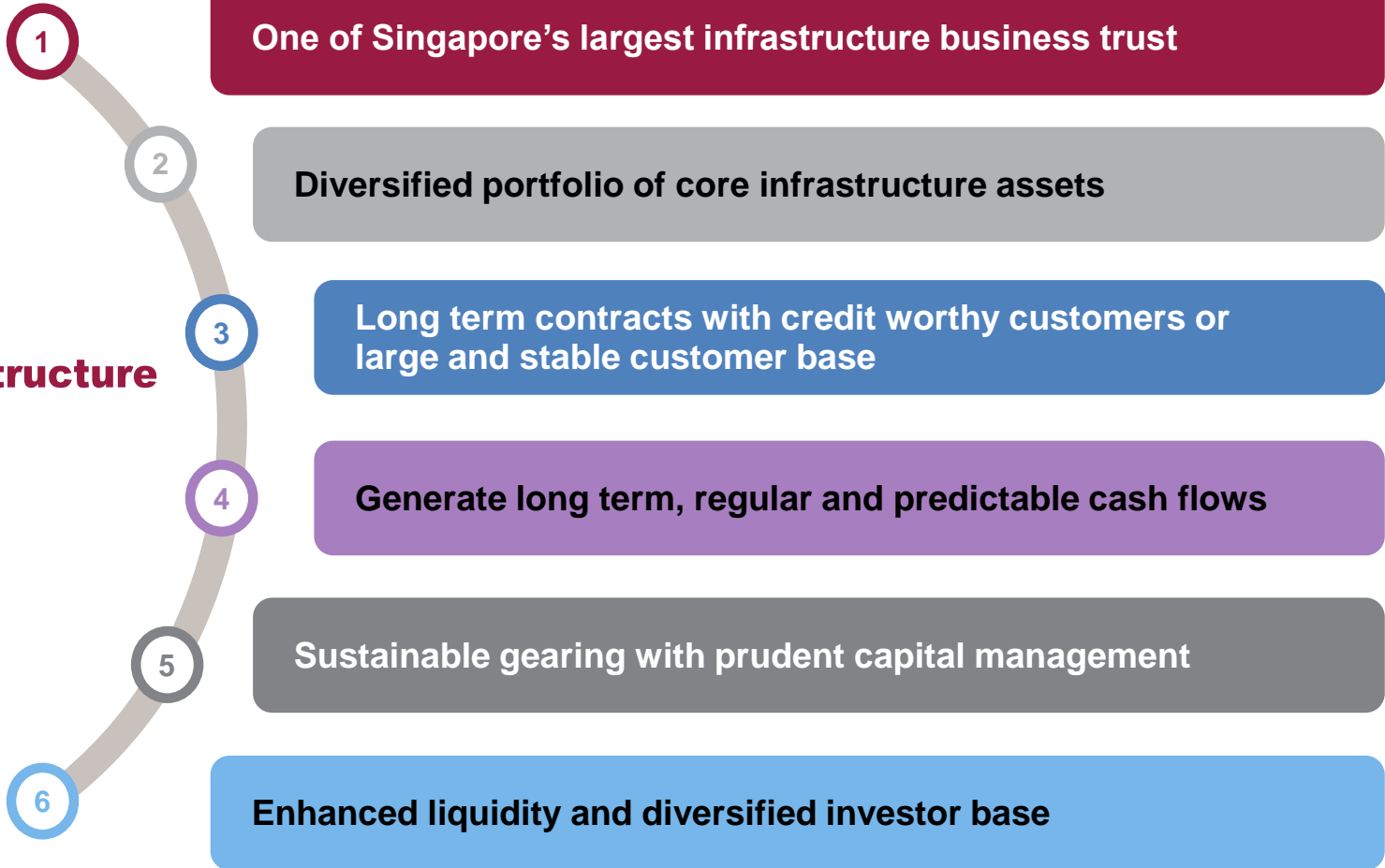
Debt Breakdown by Currency



⁽¹⁾ Based on exchange rate of A\$1.00 = S\$1.020

Well-Positioned to Deliver Long-term Value and Growth

Keppel Infrastructure Trust



Appendix I: Additional Information

4Q 2017 Results: City Gas

	4Q FY17 S\$'000	4Q FY16 S\$'000	Change %	FY2017 S\$'000	FY2016 S\$'000	Change %
Revenue	81,194	74,936	8.4	320,372	287,982	11.2
Other income	453	396	14.4	1,600	1,616	(1.0)
Other (losses)/gains - net	(407)	910	N/M	(1,302)	1,119	N/M
Expenses						
Fuel and electricity costs	(31,145)	(26,167)	19.0	(115,234)	(86,841)	32.7
Gas transportation costs	(23,237)	(23,354)	(0.5)	(93,109)	(90,670)	2.7
Depreciation and amortisation	(690)	(2,495)	(72.3)	(3,477)	(12,598)	(72.4)
Operation and maintenance costs	(3,044)	(3,462)	(12.1)	(9,784)	(10,171)	(3.8)
Staff costs	(6,266)	(6,421)	(2.4)	(23,754)	(22,954)	3.5
Finance costs ⁽¹⁾	(7,699)	(7,529)	2.3	(30,313)	(30,318)	(0.0)
Other operating expenses	(8,691)	(9,360)	(7.1)	(28,908)	(27,498)	5.1
Profit/(Loss) before tax	468	(2,546)	N/M	16,091	9,667	66.5
Income tax credit/(expense)	7	50	(86.0)	(2,773)	(2,164)	28.1
Net profit/(loss) after tax	475	(2,496)	N/M	13,318	7,503	77.5
Funds from operations⁽²⁾ attributable to KIT	6,254	4,274	46.3	40,669	40,558	0.3

⁽¹⁾ Includes QPDS interest payable to KIT

⁽²⁾ Funds from Operations ("FFO") is defined as profit after tax adjusted for reduction in concession/lease receivables, transaction costs, non-cash interest and current cash tax, maintenance capex, non-cash adjustments and non-controlling interests adjustments

4Q 2017 Results: Concessions

	4Q FY17 S\$'000	4Q FY16 S\$'000	Change %	FY2017 S\$'000	FY2016 S\$'000	Change %
Revenue	23,801	24,696	(3.6)	95,597	113,303	(15.6)
Other income	140	108	29.6	492	581	(15.3)
Expenses						
Fuel and electricity costs	(2,590)	(2,896)	(10.6)	(10,478)	(10,695)	(2.0)
Depreciation and amortisation	(1,762)	(1,763)	(0.1)	(7,052)	(7,050)	0.0
Operation and maintenance costs	(12,148)	(11,763)	3.3	(48,684)	(61,782)	(21.2)
Finance costs ⁽¹⁾	(5,968)	(5,864)	1.8	(23,657)	(23,510)	0.6
Other operating expenses	(1,301)	(1,332)	(2.3)	(5,274)	(5,375)	(1.9)
Profit before tax	172	1,186	(85.5)	944	5,472	(82.7)
Income tax expense	(27)	(174)	(84.5)	(434)	(906)	(52.1)
Net profit after tax	145	1,012	(85.7)	510	4,566	(88.8)
Funds from operations attributable to KIT	17,357	19,574	(11.3)	75,758	77,480	(2.2)

⁽¹⁾ Includes QPDS interest payable to KIT and non-controlling interest

4Q 2017 Results: Basslink

	4Q FY17 A\$'000	4Q FY16 A\$'000	Change %	FY2017 A\$'000	FY2016 A\$'000	Change %
Revenue	19,613	17,816	10.1	80,478	45,836	75.6
Other income	239	4,715	(94.9)	895	23,774	(96.2)
Other losses - net	(2,999)	(5,918)	(49.3)	(7,080)	(9,989)	(29.1)
Expenses						
Fuel and electricity costs	(70)	(67)	4.5	(280)	(232)	20.7
Depreciation and amortisation	(4,431)	(4,482)	(1.1)	(17,759)	(17,947)	(1.0)
Staff costs	(754)	(720)	4.7	(2,792)	(2,943)	(5.1)
Operation and maintenance costs	(989)	(1,188)	(16.8)	(4,518)	(4,761)	(5.1)
Finance costs	(11,770)	(12,001)	(1.9)	(47,289)	(41,365)	14.3
Other operating expenses	(1,079)	(893)	20.8	(3,556)	(3,392)	4.8
Loss before tax	(2,240)	(2,738)	(18.2)	(1,901)	(11,019)	(82.7)
Income tax	-	-	-	-	-	-
Net loss after tax	(2,240)	(2,738)	(18.2)	(1,901)	(11,019)	(82.7)
Funds from operations attributable to KIT	3,173	8,375	(62.1)	22,627	19,671	15.0

4Q 2017 Results: KMC

	4Q FY17 S\$'000	4Q FY16 S\$'000	Change %	FY2017 S\$'000	FY2016 S\$'000	Change %
Revenue	32,494	33,089	(1.8)	129,949	128,714	1.0
Other income	24	435	(94.5)	580	3,062	(81.1)
Other losses - net	1	(1)	N/M	5	(494)	N/M
Expenses						
Depreciation and amortisation	(18,920)	(18,909)	0.1	(75,598)	(75,668)	(0.1)
Operation and maintenance costs	(4,215)	(4,760)	(11.4)	(18,760)	(19,014)	(1.3)
Finance costs ⁽¹⁾	(27,078)	(27,075)	0.0	(107,589)	(107,872)	(0.3)
Other operating expenses	(1,111)	(1,440)	(22.8)	(5,294)	(5,700)	(7.1)
Loss before tax	(18,805)	(18,661)	0.8	(76,707)	(76,972)	(0.3)
Income tax credit	2,785	3,067	(9.2)	3,036	3,067	(1.0)
Net loss after tax	(16,020)	(15,594)	2.7	(73,671)	(73,905)	(0.3)
Funds from operations attributable to KIT	11,769	11,568	1.7	45,717	44,580	2.6

⁽¹⁾ Includes QPDS interest payable to KIT and non-controlling interest

4Q 2017: Distributable Cash Flows

S\$'000	City Gas	Concessions	Basslink	KMC	Others	Group
Profit/(loss) after tax	475	145	(2,397)	(16,020)	20,171	2,374
Add/(less)						
Reduction in concessions/lease receivables	-	13,392	-	-	-	13,392
Non-cash finance cost	99	5	(1,416)	159	20	(1,133)
Other non-cash items	368	(1,420)	2,551	747	(858)	1,388
Adjustment for cash tax paid/deferred tax	(364)	(72)	-	(2,785)	(673)	(3,894)
Depreciation and amortisation	690	1,762	4,661	18,920	-	26,033
QPDS interest	6,408	5,208	-	22,055	(22,618)	11,053
Maintenance capital expenditure incurred	(1,143)	-	(92)	-	-	(1,235)
FFO from joint venture	-	-	-	-	1,705	1,705
Sub-total	6,533	19,020	3,307	23,076	(2,253)	49,683
Less: FFO attributable to non-controlling interests	(279)	(1,663)	-	(11,307)	-	(13,249)
Funds from operations	6,254	17,357 ⁽¹⁾	3,307	11,769	(2,253)	36,434
Mandatory debt repayment	-	(1,828)	N/A	-	(540)	
Distributable cash flows	6,254	15,529	- ⁽²⁾	11,769	(2,793)	30,759 ⁽³⁾

⁽¹⁾ 70% of SingSpring debt repayment

⁽²⁾ Not dependent on Basslink's cash flows for distribution

⁽³⁾ Excludes Basslink

4Q 2016: Distributable Cash Flows

S\$'000	City Gas	Concessions	Basslink	KMC	Others	Group
Profit/(loss) after tax	(2,496)	1,012	(2,866)	(15,594)	20,235	291
Add/(less)						
Reduction in concessions/lease receivables	-	13,068	-	-	-	13,068
Non-cash finance cost	97	6	1,302	156	28	1,589
Other non-cash items	(812)	85	5,532	382	(152)	5,035
Adjustment for cash tax paid/deferred tax	(1,170)	95	2	(3,067)	(15)	(4,155)
Depreciation and amortisation	2,495	1,763	4,702	18,909	-	27,869
QPDS interest	6,409	5,207	-	22,055	(22,619)	11,052
Maintenance capital expenditure incurred	(305)	(27)	-	(1)	-	(333)
FFO from joint venture	-	-	-	-	1,147	1,147
Sub-total	4,218	21,209	8,672	22,840	(1,376)	55,563
Less: FFO attributable to non-controlling interests	56	(1,635)	-	(11,272)	-	(12,851)
Funds from operations	4,274	19,574	8,672	11,568	(1,376)	42,712
Mandatory debt repayment	-	(1,828) ⁽¹⁾	(853)	-	(262)	
Distributable cash flows	4,274	17,746	N/A ⁽²⁾	11,568	(1,638)	31,950 ⁽³⁾

⁽¹⁾ 70% of SingSpring debt repayment

⁽²⁾ Not dependent on Basslink's cash flows for distribution

⁽³⁾ Excludes Basslink

FY 2017: Distributable Cash Flows

S\$'000	City Gas	Concessions	Basslink	KMC	Others	Group
Profit/(loss) after tax	13,318	510	(2,032)	(73,671)	75,651	13,776
Add/(less)						
Reduction in concessions/lease receivables	-	53,353	-	-	-	53,353
Non-cash finance cost	390	24	2,437	634	2,812	6,297
Other non-cash items	986	623	5,163	2,617	(2,558)	6,831
Adjustment for cash tax paid/deferred tax	(800)	35	-	(3,036)	(649)	(4,450)
Depreciation and amortisation	3,477	7,052	18,842	75,598	-	104,969
QPDS interest	25,424	20,659	-	87,500	(89,733)	43,850
Maintenance capital expenditure incurred	(1,313)	(3)	(411)	-	-	(1,727)
FFO from joint venture	-	-	-	-	6,006	6,006
Sub-total	41,482	82,253	23,999	89,642	(8,471)	228,905
Less: FFO attributable to non-controlling interests	(813)	(6,495)	-	(43,925)	-	(51,233)
Funds from operations	40,669	75,758 ⁽¹⁾	23,999	45,717	(8,471)	177,672
Mandatory debt repayment	-	(7,310)	N/A	-	(2,134)	
Distributable cash flows	40,669	68,448	- ⁽²⁾	45,717	(10,605)	144,229 ⁽³⁾

⁽¹⁾ 70% of SingSpring debt repayment

⁽²⁾ Not dependent on Basslink's cash flows for distribution

⁽³⁾ Excludes Basslink

FY 2016: Distributable Cash Flows

S\$'000	City Gas	Concessions	Basslink	KMC	Others	Group
Profit/(loss) after tax	7,503	4,566	(11,288)	(73,905)	79,245	6,121
Add/(less)						
Reduction in concessions/lease receivables	-	51,252	-	-	-	51,252
Non-cash finance cost	385	28	5,045	622	1,677	7,757
Other non-cash items	(1,040)	(69)	8,007	756	690	8,344
Adjustment for cash tax paid/deferred tax	(3,460)	443	-	(3,067)	(102)	(6,186)
Depreciation and amortisation	12,598	7,050	18,396	75,668	-	113,712
QPDS interest	25,494	20,715	-	87,742	(89,979)	43,972
Maintenance capital expenditure incurred	(912)	(27)	-	(8)	-	(947)
FFO from joint venture	-	-	-	-	2,916	2,916
Sub-total	40,568	83,958	20,160	87,808	(5,553)	226,941
Less: FFO attributable to non-controlling interests	(10)	(6,478)	-	(43,228)	-	(49,716)
Funds from operations	40,558	77,480	20,160	44,580	(5,553)	177,225
Mandatory debt repayment	-	(7,310) ⁽¹⁾	N/A	-	(262)	
Distributable cash flows	40,558	70,170	- ⁽²⁾	44,580	(5,815)	149,493 ⁽³⁾

⁽¹⁾ 70% of SingSpring debt repayment

⁽²⁾ Not dependent on Basslink's cash flows for distribution

⁽³⁾ Excludes Basslink

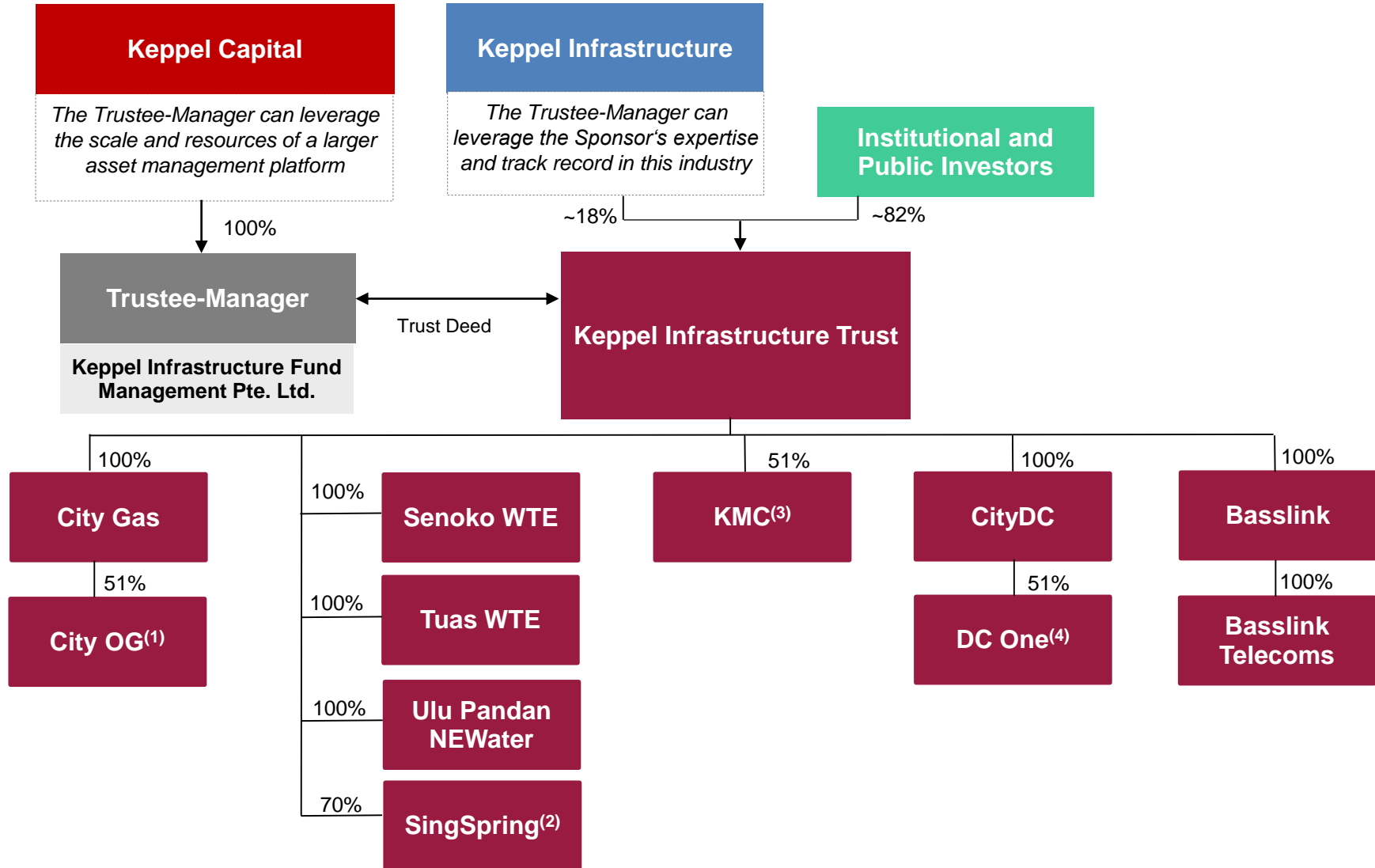
Loan Profile

Entity	Amount (S\$m)	Loan Maturity	Repayment
City Gas	178.0	Feb 2019	Bullet*
SingSpring	60.6	Dec 2024	Amortising
Basslink	717.4 (A\$703.3m)	Nov 2019	Amortising*
KMC	700.0	Jun 2020	Bullet*
KIT	145.6	Feb 2019	Bullet*

* To be refinanced upon maturity









Appendix II: Overview of KIT

Keppel Infrastructure Trust Structure



- (1) Osaka Gas Singapore Pte. Ltd. holds the remaining 49% equity interest in City OG.
- (2) Hyflux Ltd holds the remaining 30% equity interest in SingSpring.
- (3) Keppel Energy holds the remaining 49% equity interest in KMC.
- (4) WDC Development Pte. Ltd. holds the remaining 49% equity interest in DC One.

Portfolio Overview

	Asset	Business	Customer	Contract Terms	Cash Flows
SINGAPORE	 <p>Senoko WTE Plant</p>	2,310 tonnes/day waste incineration concession	NEA, Singapore government agency	2024	Principally fixed availability payment
	 <p>Tuas WTE Plant</p>	800 tonnes/day waste incineration concession	NEA, Singapore government agency	2034	Principally fixed availability payment
	 <p>Ulu Pandan NEWater</p>	148,000 m ³ /day ¹ NEWater concession	PUB, Singapore government agency	2027	Approximately half fixed, and half variable payments
	 <p>SingSpring</p>	136,380 m ³ /day seawater desalination concession	PUB, Singapore government agency	2025 <i>(Underlying land lease till 2033)</i>	Principally fixed availability payment
	 <p>City Gas</p>	Sole producer and retailer of piped town gas	Over 800,000 commercial and residential customers	n.a.	Stable fees with fuel and electricity costs passed through to consumer
	 <p>KMC</p>	1,300MW Combine Cycle Gas Turbine power plant capacity tolling agreement	Keppel Electric	2030, with option for 10-year extension <i>(Underlying land lease till 2035, with 30-year extension)</i>	Principally fixed availability payment
	 <p>DataCentre One</p>	Data centre	One-Net, 100% subsidiary of MediaCorp, SG national broadcaster	2036, with option for 8-year extension	Contractual lease revenue
AUST	 <p>Basslink</p>	Owner and operator of the Basslink Interconnector between the States of Victoria and Tasmania	Hydro Tasmania <i>(Owned by Tasmania state government)</i>	2031, with option for 15-year extension	87.5% availability payments, 65% indexed to Australia CPI






¹ Ulu Pandan has an overall capacity of 162,800m³ of which, 14,800m³ is undertaken by Keppel Seghers.

KIT Investment Criteria

KIT Investment Criteria

- KIT aims to provide Unitholders with **long-term, regular and predictable distributions** by pursuing investments that exhibit the characteristics listed below

Portfolio of highly strategic assets

Utilities Infra		Power Infra		Telecoms Infra
City Gas	Singapore Concessions	KMC	Basslink	DataCentre One
				

1	Long-term, regular and/or predictable cash flows	✓	✓	✓	✓	✓
2	Long-term contracts or concessions / customer stability	✓ ⁽¹⁾	✓	✓	✓	✓
3	Creditworthy or reputable off-takers	✓ ⁽²⁾	✓	✓	✓	✓
4	Diversification of asset class risks	✓	✓	✓	✓	✓
5	Jurisdictions with well-developed legal framework	✓	✓	✓	✓	✓

(1) City Gas is the sole producer and retailer of town gas in Singapore and has been in operation for over 100 years.
 (2) City Gas has a large, diversified customer base and is not reliant on any single customer.

Three-pronged Growth Strategy

1 Organic Growth from Existing Portfolio

Solid Stable Base

- Stable cash flows
- Scale and liquidity
- Strong balance sheet

Potential Upsides

- Organic growth of City Gas
 - Higher penetration of gas water heaters
 - Over 100,000 new units expected over 2017 – 2019
- Stable positive contributions from DataCentre One, with option for 2 more floors to be fitted out
- Basslink
 - Use all cash flows to repay debt
- Potential adjustment in KMC tolling fees after initial 15-year period

2 Keppel Synergy

Keppel Capital

- Co-investment, bridge financing and incubation opportunities
- Non-energy and non-environmental space asset management

Keppel Infrastructure

- Keppel Group's energy and environmental infrastructure arm
- Operation and maintenance, as well as development and industry expertise
- ROFRs for 49% of KMC, as well as other assets owned and developed by Sponsor
- Co-investment and incubation opportunities

3 Acquisition Strategy

KIT New Investments

- Assets that generate long term stable cash flows with some growth
- Singapore and other developed markets in Asia or Europe
- Co-invest with likeminded partners to reduce ticket size/risk and gain diversification
- Transaction types:
 - Availability based assets (utilities, transmission, storage and pipelines)
 - Customised sale and leaseback transaction
 - Inflation + assets (transportation and telecoms)
- Selected greenfield investments with experienced operators, limited construction exposures and equity cheque funded entirely by debt

Thank You

www.kepinfratrust.com