

# Keppel Infrastructure Trust

1Q FY16 Results Presentation

13 April 2016

# Disclaimer

The information contained in this presentation is for information purposes only and does not constitute or form part of, and should not be construed as, any offer or invitation to sell or issue or any solicitation of any offer or invitation to purchase or subscribe for any units in Keppel Infrastructure Trust ("KIT") and the units in KIT (the "Units") or rights to purchase Units in Singapore, the United States or any other jurisdiction. This presentation is strictly confidential to the recipient, may not be reproduced, retransmitted or further distributed to the press or any other person, may not be reproduced in any form, may not be published, in whole or in part, for any purpose to any other person with the prior written consent of the Trustee-Managers (as defined hereinafter). This presentation should not, nor should anything contained in it, form the basis of, or be relied upon in any connection with any offer, contract, commitment or investment decision whatsoever and it does not constitute a recommendation regarding the Units.

The past performance of KIT is not necessarily indicative of its future performance. Certain statements made in this presentation may not be based on historical information or facts and may be "forward-looking" statements due to a number of risks, uncertainties and assumptions. Representative examples of these factors include (without limitation) general industry and economic conditions, interest rate trends, cost of capital and capital availability, competition from similar businesses and governmental and public policy changes, and the continued availability of financing in the amounts and terms necessary to support future business. Such forward-looking statements speak only as of the date on which they are made and KIT does not undertake any obligation to update or revise any of them, whether as a result of new information, future events or otherwise. KIT, the Trustee-Managers (as defined hereinafter) and Credit Suisse (Singapore) Limited, DBS Bank Ltd. and UBS AG, Singapore Branch (collectively, the "Joint Lead Managers, Bookrunners and Underwriters"), and their affiliates, advisers and representatives do not make any representation, warranty or prediction that the results anticipated by such forward-looking statements will be achieved, and such forward-looking statements represent, in each case, only one of many possible scenarios and should not be viewed as the most likely or standard scenario. Accordingly, you should not place undue reliance on any forward-looking statements.

Prospective investors and unitholders of KIT ("Unitholders") are cautioned not to place undue reliance on these forward-looking statements, which are based on the current view of Keppel Infrastructure Fund Management Pte. Ltd. (as trustee-manager of KIT) (the "Trustee-Manager") on future events. No representation or warranty, express or implied, is made as to, and no reliance should be placed on, the fairness, accuracy, completeness or correctness of the information, or opinions contained in this presentation. The information is subject to change without notice, its accuracy is not guaranteed, has not been independently verified and may not contain all material information concerning KIT. None of the Joint Lead Managers, Bookrunners and Underwriters, each of their affiliates, the Trustee-Managers, or any of their respective advisors, representatives or agents shall have any responsibility or liability whatsoever (for negligence or otherwise) for any loss howsoever arising from any use of this presentation or its contents or otherwise arising in connection with this presentation. Nothing in this presentation (including any opinions expressed) should be regarded as investment advice being provided by the Joint Lead Managers, Bookrunners and Underwriters or any of their respective affiliates or a solicitation or a recommendation that any particular investor should subscribe, purchase, sell, hold or otherwise deal in any Units. The information set out herein may be subject to updating, completion, revision, verification and amendment and such information may change materially. The value of Units and the income derived from them may fall as well as rise. Units are not obligations of, deposits in, or guaranteed by, KIT, the Trustee-Manager or any of its affiliates and/or subsidiaries. An investment in Units is subject to investment risks, including the possible loss of the principal amount invested.

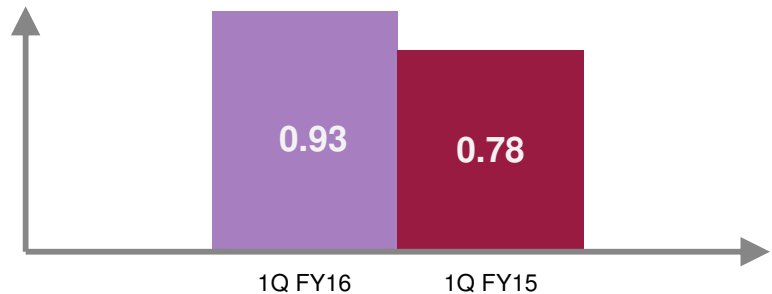
Investors have no right to request the Trustee-Manager to redeem their Units while the Units are listed. It is intended that Unitholders may only deal in their Units through trading on Singapore Exchange Securities Trading Limited ("SGX-ST"). Listing of the Units on SGX-ST does not guarantee a liquid market for the Units.

The information contained in this presentation is not for release, publication or distribution outside of Singapore (including to persons in the United States) and should not be distributed, forwarded to or transmitted in or into any jurisdiction where to do so might constitute a violation of applicable securities laws or regulations.

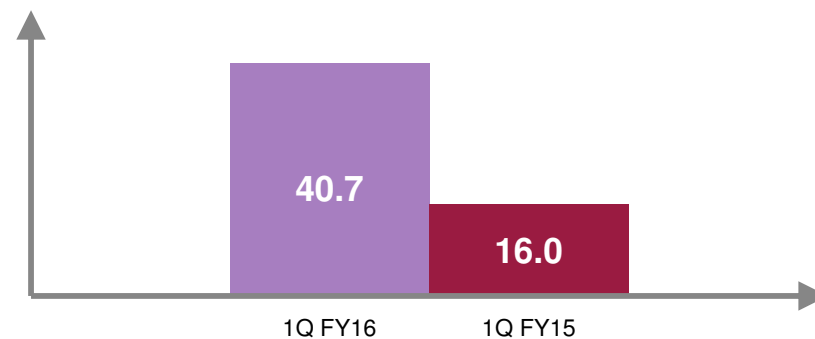
This presentation is not for distribution, directly or indirectly, in or into the United States. This presentation is not an offer of Units for sale in the United States (the "U.S."), nor does it contain an invitation by or on behalf of the Joint Lead Managers, Bookrunners and Underwriters, any of their respective affiliates, KIT or the Trustee-Manager to subscribe for, purchase or sell any Units to any person to whom the Units may not be offered or sold in any jurisdiction where such offer or sale is prohibited. No Units are being, or will be, registered under the U.S. Securities Act of 1933, as amended (the "Securities Act"), or the securities laws of any state of the U.S. or other jurisdiction and no such securities may be offered or sold in the U.S. except pursuant to an exemption from, or in a transaction not subject to, the registration requirements of the Securities Act and any applicable state or local securities laws. No public offering of securities is being or will be made in the U.S. or any other jurisdiction outside of Singapore.

# Financial snapshot

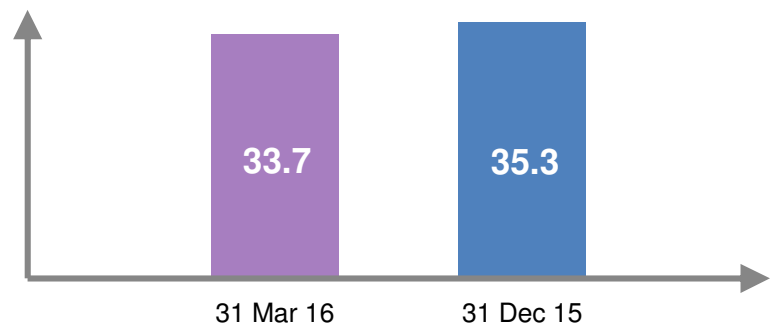
## DPU (S Cents)



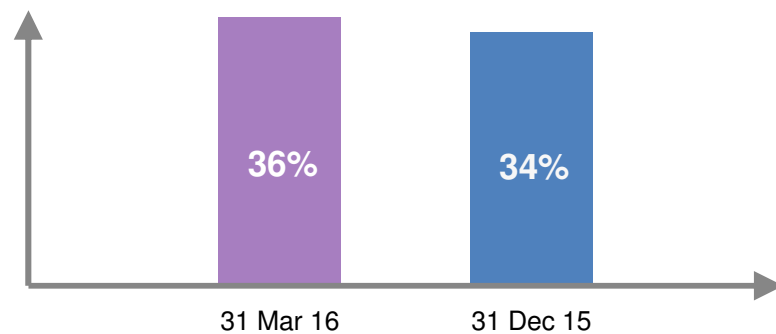
## Distributable Cash Flows (S\$m)



## NAV Per Unit (S Cents)



## Gearing\*



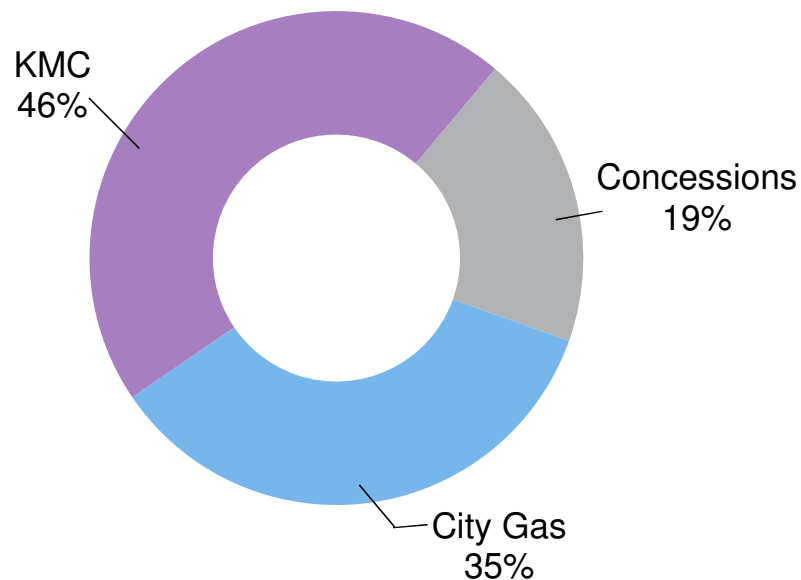
\* Net debt over total assets

# Distributable cash flows

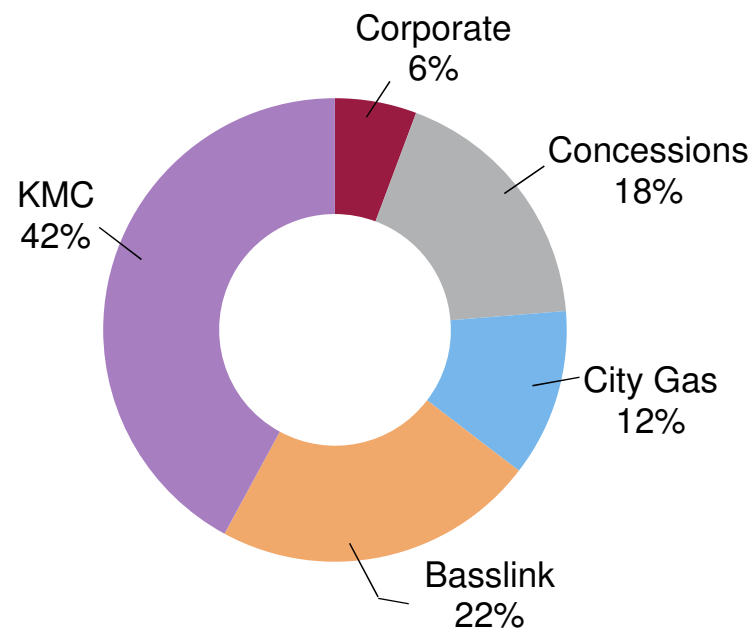
S\$m	1Q FY16	1Q FY15	Explanations
<b>City Gas</b>	14,132	11,051	<ul style="list-style-type: none"> <li>The time lag in the adjustment of gas tariffs to reflect actual fuel cost for City Gas</li> </ul>
<b>Concessions</b>	17,427	7,170	<ul style="list-style-type: none"> <li>Includes full quarter contributions from Crystal assets in 1QFY16</li> <li>Proforma 1QFY15 distributable cash flows of S\$17.3m</li> <li>Higher than proforma performance mainly due to progressive completion of Senoko boiler upgrade</li> </ul>
<b>KMC</b>	10,471	-	<ul style="list-style-type: none"> <li>Acquisition completed on 30 June 2015, contributions started from 1 July 2015</li> </ul>
<b>Others</b>	(1,372)	(2,271)	<ul style="list-style-type: none"> <li>Mainly Trust / corporate expenses</li> <li>Lower interest expenses due to lower corporate loan balance</li> <li>Management fee increase by S\$0.3m despite the significantly larger assets base of the Trust following the Crystal acquisition and the KMC acquisition as management fees were only charged after the respective acquisition date in 1QFY15 and the management fee structure of the new Trustee-Manager was adopted</li> <li>CityNet TM fees remains stable</li> </ul>
<b>Total distributable cash flows</b>	<b>40,658</b>	<b>15,950</b>	

# Diversified portfolio of core infrastructure assets

## 1Q FY16 EBITDA (1) (2)



## Total Assets as at 31 Mar 2016



(1) Excludes Trust / corporate expenses.

(2) Excludes Basslink which did not receive facility fees and had negative EBITDA in 1Q FY16

Long term, regular and predictable cash flows generated from diversified portfolio

# Business updates

Units	Business updates
<b>City Gas</b>	<ul style="list-style-type: none"><li>• Customer base grew by 3.7% from about 732,000 as at the end of 1Q FY15 to about 759,000 as at the end of 1Q FY16</li><li>• Achieved 100% plant availability</li></ul>
<b>Concessions</b>	<ul style="list-style-type: none"><li>• Consist of Senoko WTE, Tuas WTE, SingSpring and Ulu Pandan NEWater in Singapore</li><li>• 3 out of 6 boilers completed upgrade in Senoko WTE as at 1Q FY16</li><li>• Fulfilled contractual obligations</li></ul>
<b>KMC</b>	<ul style="list-style-type: none"><li>• Achieved 95.1% plant availability</li><li>• Slight decrease in capacity fee which would be mitigated if no further outage for the rest of 2016</li></ul>
<b>DC One</b>	<ul style="list-style-type: none"><li>• Construction completed and handed over on 12 April 2016</li></ul>
<b>Basslink</b>	<ul style="list-style-type: none"><li>• Outage since 20 Dec 2015 due to cable fault. Investigations ongoing to determine fault cause. It is currently estimated that the link may resume operations in June 2016, although there remains a significant number of unknown variables such as weather, seabed conditions and logistical arrangements that may impact the timeframe.</li></ul>

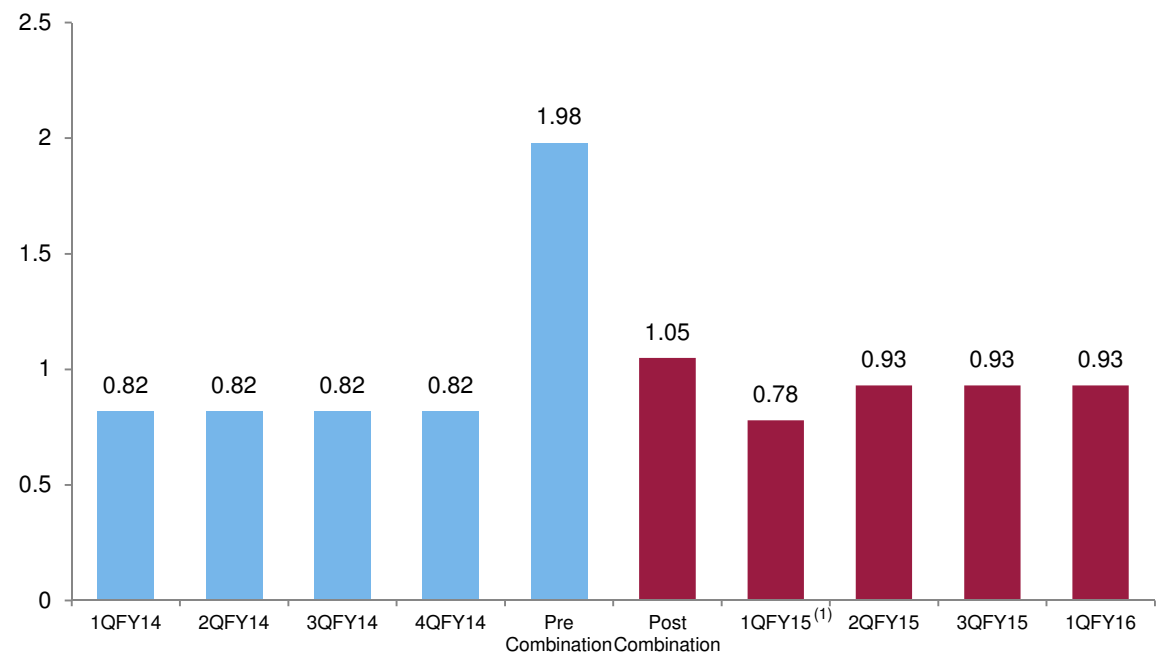
# Regular and stable distributions

## DPU for 1Q FY16

- DPU of 0.93 Singapore cents declared for 1Q FY16
- Book closure date: 21 April 2016
- Payment date: 20 May 2016

## Historical DPU (S cents)

S cents/unit



<sup>(1)</sup> Lower DPU in 1Q FY15 as KMC (which was acquired on 30 June 2015), did not contribute for that quarter, while the issue of new units to finance the acquisition was completed on 22 June 2015

# Balance sheet

S\$m	31 Mar 16	31 Dec 15
Total assets	4,094	4,147
Total liabilities	2,570	2,547
Borrowings	1,708	1,674
Unitholders' funds	1,299	1,360
Units in issue (million)	3,857	3,857
NAV per unit (cents)	33.7	35.3

- Total assets as at 31 March 2016 includes S\$21.4 million investment in joint venture which relates to investment and advances for the data centre project
- Borrowings increased as the trust drew down S\$33.7m in loans to repay its subsidiary and to fund the boilers upgrade for Senoko WTE plant
- Unitholders' funds and NAV per unit decreased due to mark-to-market loss of the derivative financial instruments and distributions to unitholders



# Sustainable gearing

S\$m	As at Mar 2016	
	Total	Excluding Basslink
Cash	221	189
Borrowings	1,708	983
Net debt	1,487	794
Total assets	4,094	3,171
Annualised EBITDA	219	198
Net gearing	36%	25%
Net debt / EBITDA	6.8X	4.0X

- Sustainable gearing backed by
  - ✓ Long term contracts expiring between 2024 and 2046
  - ✓ Credit worthy customers and City Gas' large and stable customer base
  - ✓ Recurring and stable revenue streams

# Prudent capital management

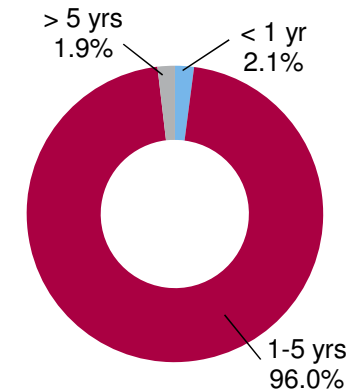
## Debt Overview

- Blended average interest rate of 4-5%
  - Singapore average: 3-4%
  - Australian average: 6-7%
  - ~86% of loans are hedged
- Weighted average term to expiry of ~3.6 years
  - ~100% of KIT's loans are due in 2019 and beyond (after KMC acquisition)
- All non-recourse loans
- A\$710m (S\$735m)<sup>(1)</sup> Basslink loan
  - Interest rate substantially hedged
  - Natural currency hedge for A\$ cash flows
  - All residual cash flows used for debt service
  - Do not depend on Basslink's cash flows for distribution; no cashflow exposure to near term AUD forex movement
- See slide 18 for loan breakdown

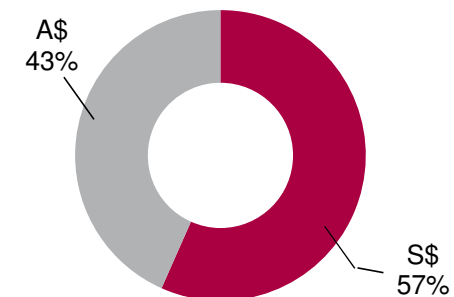
<sup>(1)</sup> Based on exchange rate of A\$1.00 = S\$1.035

## Debt Breakdown

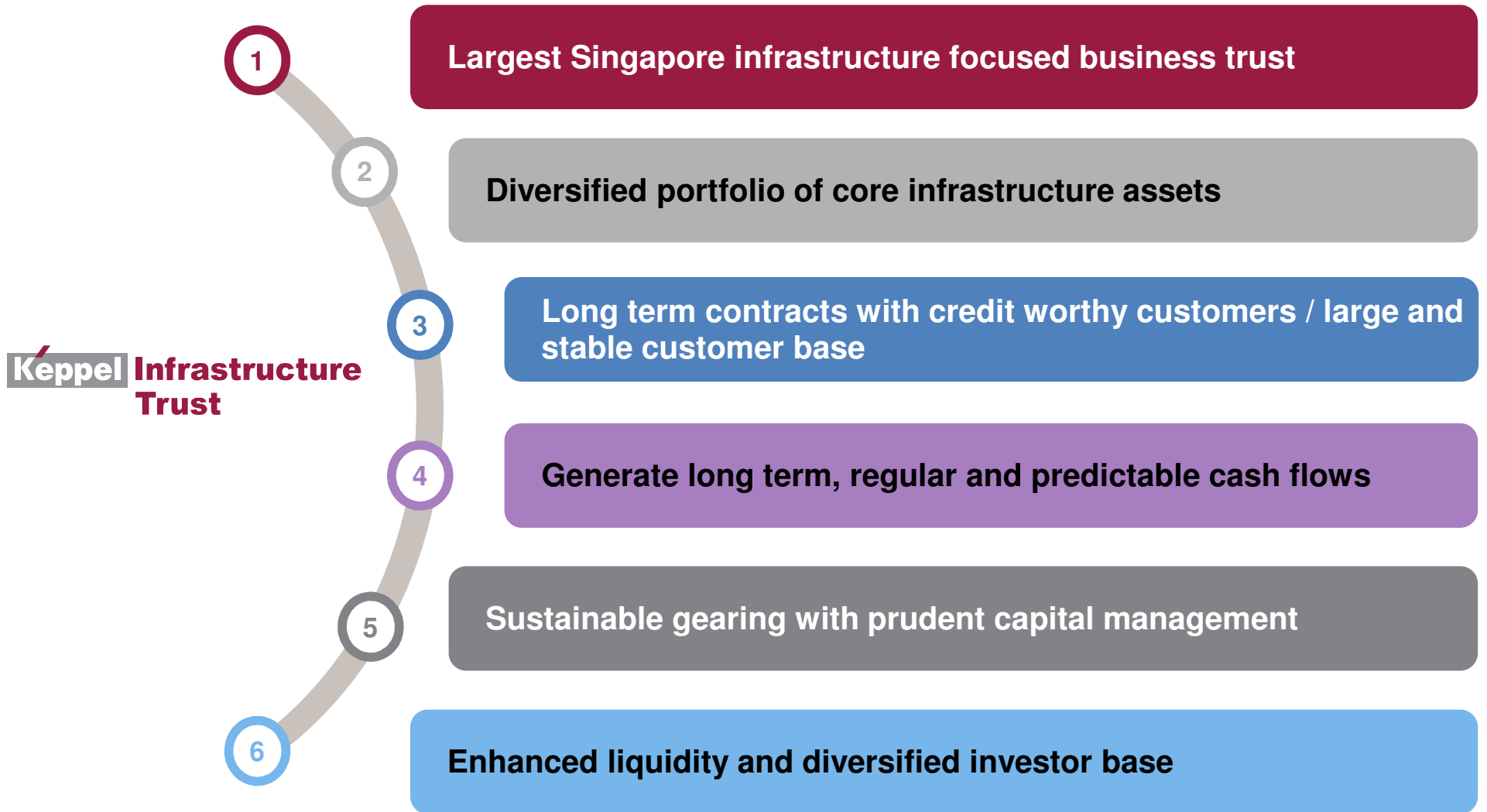
### Debt repayment profile



### Debt breakdown by currency



# Uniquely positioned to deliver long term value and growth



# Appendix I: Additional financial information

# City Gas' results

	1Q FY16	1Q FY15	Change
	S\$'000	S\$'000	%
<b>Revenue</b>	70,542	82,612	(14.6)
<b>Other income</b>	386	257	49.8
<b>Other gains/(losses) - net</b>	204	(27)	>100.0
<b>Expenses</b>			
Fuel and electricity costs	(18,837)	(32,412)	(41.9)
Gas transportation costs	(21,674)	(21,837)	(0.7)
Depreciation and amortisation	(3,470)	(3,694)	(6.1)
Operation and maintenance costs	(1,807)	(2,598)	(30.5)
Staff costs	(6,070)	(5,870)	3.4
Finance costs <sup>(1)</sup>	(7,655)	(7,527)	1.7
Other operating expenses	(6,080)	(7,755)	(21.6)
<b>Total expenses</b>	<b>(65,593)</b>	<b>(81,693)</b>	<b>(19.7)</b>
<b>Profit before tax</b>	<b>5,539</b>	<b>1,149</b>	<b>&gt;100.0</b>
Income tax expense	(991)	(180)	>100.0
<b>Net profit after tax</b>	<b>4,548</b>	<b>969</b>	<b>&gt;100.0</b>
<b>Funds from operations ("FFO") <sup>(2)</sup> attributable to KIT</b>	<b>14,132</b>	<b>11,051</b>	<b>27.9</b>

<sup>(1)</sup> Includes QPDS interest payable to KIT

<sup>(2)</sup> Funds from Operations ("FFO") is defined as PAT adjusted for reduction in concession/lease receivables, transaction costs, non-cash interest and current cash tax, maintenance capex, non-cash adjustments and non-controlling interests adjustments

# Concessions' results

	1Q FY16	1Q FY15	Change
	S\$'000	S\$'000	%
<b>Revenue</b>	27,914	14,169	97.0
<b>Other income</b>	188	85	>100%
<b>Expenses</b>			
Fuel and electricity costs	(2,560)	(2,953)	(13.3)
Depreciation and amortisation	(1,763)	(926)	90.4
Operation and maintenance costs	(15,064)	(4,917)	>100%
Finance costs <sup>(1)</sup>	(5,892)	(3,010)	95.8
Other operating expenses	(1,317)	(691)	90.6
<b>Total expenses</b>	(26,596)	(12,496)	>100%
<b>Profit before tax</b>	1,506	1,758	(14.3)
Income tax credit/(expense)	(396)	(301)	31.6
<b>Net profit after tax</b>	1,110	1,457	(23.8)
<b>Funds from operations attributable to KIT</b>	<b>19,254</b>	<b>8,997</b>	<b>&gt;100%</b>

<sup>(1)</sup> Includes QPDS interest payable to KIT and NCI

# KMC's results

	1Q FY16 S\$'000
<b>Revenue</b>	30,596
<b>Other income</b>	1,666
<b>Other losses - net</b>	(243)
<b>Expenses</b>	
Depreciation and amortisation	(18,927)
Operation and maintenance costs	(5,044)
Finance costs <sup>(1)</sup>	(26,833)
Other operating expenses	(1,457)
<b>Total expenses</b>	(52,261)
<b>Loss before tax</b>	(20,242)
Tax expense	-
<b>Net loss after tax</b>	(20,242)
<b>Funds from operations attributable to KIT</b>	<b>10,471</b>

<sup>(1)</sup> Includes QPDS interest payable to KIT and NCI

Acquisition completed on 30 June 2015 with contributions starting from 1 July 2015

# Basslink's results

	1Q FY16 A\$'000	1Q FY15 A\$'000	Change %
<b>Revenue</b>	1,157	15,828	(92.7)
<b>Other income</b>	194	246	(20.9)
<b>Other gains/(losses) - net</b>	(1,327)	431	N/M
<b>Expenses</b>			
Fuel and electricity costs	(38)	(76)	(49.6)
Depreciation and amortisation	(4,492)	(4,579)	(1.9)
Staff costs	(669)	(676)	(1.2)
Operation and maintenance costs	(1,192)	(1,137)	4.8
Finance costs	(7,993)	(12,400)	(35.5)
Other operating expenses	(1,040)	(871)	19.4
<b>Total expenses</b>	(15,424)	(19,739)	(21.9)
<b>Loss before tax</b>	(15,400)	(3,234)	>100%
Income tax expense	-	-	-
<b>Net loss after tax</b>	(15,400)	(3,234)	>100%
<b>Funds from operations attributable to KIT</b>	<b>(8,904)</b>	<b>1,629</b>	<b>N/M</b>



# Distributable cash flows (1Q FY16)

S\$'000	City Gas	Concessions	Basslink	KMC	Others	Group
<b>Profit/(loss) after tax</b>	<b>4,548</b>	<b>1,110</b>	<b>(15,490)</b>	<b>(20,242)</b>	<b>20,557</b>	<b>(9,517)</b>
<b>Add/(less):</b>						
Reduction in concession / lease receivables	-	12,523	-	-	-	12,523
Non-cash Finance Cost	95	7	1,223	155	-	1,480
Other non-cash items	(221)	-	791	(117)	463	916
Adjustment for cash tax paid / deferred tax	(121)	292	-	-	42	213
Depreciation and amortisation	3,470	1,763	4,519	18,927	-	28,679
QPDS Interest	6,339	5,150	-	21,815	(22,372)	10,932
Maintenance capital expenditure incurred	-	-	(1)	(7)	-	(8)
FFO from JV	-	-	-	-	(62)	(62)
<b>Sub-total</b>	<b>14,110</b>	<b>20,845</b>	<b>(8,958)</b>	<b>20,531</b>	<b>(1,372)</b>	<b>45,156</b>
Less: FFO attributable to NCI	22	(1,591)	-	(10,060)	-	(11,629)
<b>Funds from operations</b>	<b>14,132</b>	<b>19,254</b> <sup>(1)</sup>	<b>(8,958)</b>	<b>10,471</b>	<b>(1,372)</b>	<b>33,527</b>
Mandatory debt repayment	-	(1,827)	N/A	-	-	N/A
<b>Distributable cash flows</b>	<b>14,132</b>	<b>17,427</b>	<b>-</b>	<b>10,471</b>	<b>(1,372)</b>	<b>40,658</b> <sup>(2)</sup>

<sup>(1)</sup> 70% of SingSpring debt repayment

<sup>(2)</sup> Excludes Basslink

# Distributable cash flows (1Q FY15)

S\$'000	City Gas	Concessions	Basslink	Others	Group
<b>Profit/(loss) after tax</b>	<b>969</b>	<b>1,457</b>	<b>(3,386)</b>	<b>4,160</b>	<b>3,200</b>
<b>Add/(less):</b>					
Reduction in concession / lease receivables	-	5,479	-	(1)	5,478
Non-cash Finance Cost	94	11	1,319	88	1,512
Other non-cash items	18	-	(1,021)	9	(994)
Transaction costs in relation to acquisition	-	-	-	1,914	1,914
Adjustment for cash tax paid / deferred tax	180	254	-	139	573
Depreciation and amortisation	3,694	926	4,794	-	9,414
QPDS Interest	6,339	2,241	-	(8,580)	-
Maintenance capital expenditure incurred	(78)	-	-	-	(78)
<b>Sub-total</b>	<b>11,216</b>	<b>10,368</b>	<b>1,706</b>	<b>(2,271)</b>	<b>21,019</b>
Less: FFO attributable to NCI	(165)	(1,371)	-	-	(1,536)
<b>Funds from operations</b>	<b>11,051</b>	<b>8,997</b>	<b>1,706</b>	<b>(2,271)</b>	<b>19,483</b>
Mandatory debt repayment	-	(1,827) <sup>(1)</sup>	(1,706)	-	(3,533)
<b>Distributable cash flows</b>	<b>11,051</b>	<b>7,170</b>	<b>-</b>	<b>(2,271)</b>	<b>15,950</b>

<sup>(1)</sup> 70% of SingSpring debt repayment









# Outstanding loans

Entity	Outstanding amounts (S\$m)	Maturity	Repayment
City Gas	178.0	Feb 2019	Bullet*
SingSpring	81.5	Oct 2024	Amortising
Basslink	735.4 (A\$710.3)	Nov 2019	Amortising*
Senoko WTE	4.5	May 2016	Bullet*
KMC	700.0	Jun 2020	Bullet*
KIT	25.1	Feb 2019	Bullet*

\* To be refinanced upon maturity

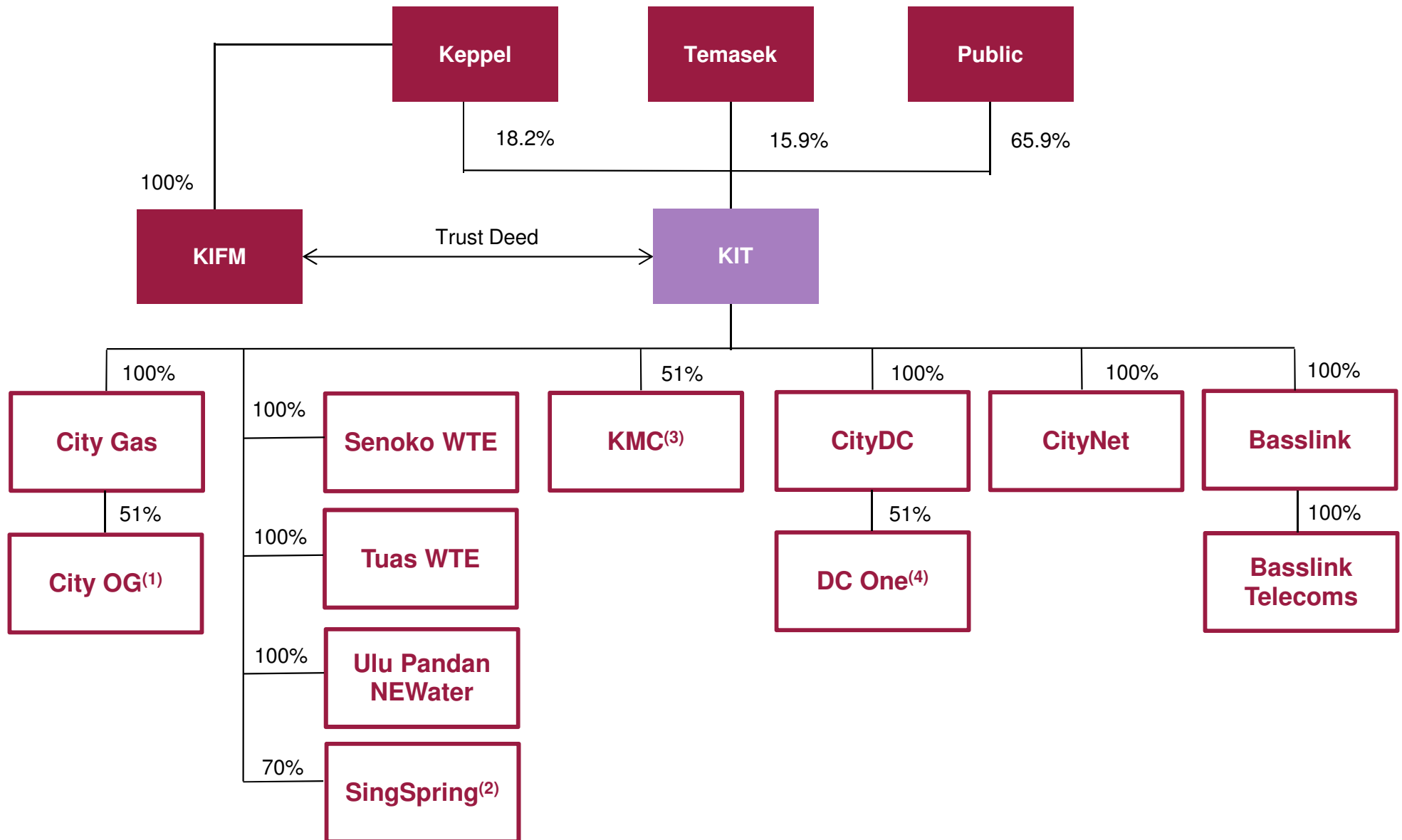
## Appendix II: Overview of KIT

# Portfolio snapshot

Asset	Business	Customer	Contract Expiry	Revenues
 <p><b>Senoko Plant</b></p>	2,205 tonnes/day waste incineration concession in Singapore <sup>(1)</sup>	NEA	2024	Principally availability payment
 <p><b>Tuas DBOO Plant</b></p>	800 tonnes/day waste incineration concession in Singapore	NEA	2034	Principally availability payment
 <p><b>Ulu Pandan Plant</b></p>	148,000 m <sup>3</sup> /day NEWater concession in Singapore	PUB	2027	Principally availability payment
 <p><b>SingSpring</b></p>	136,380 m <sup>3</sup> /day seawater desalination concession in Singapore	PUB	2025	Principally availability payment
 <p><b>City Gas</b></p>	Sole producer and retailer of piped town gas in Singapore	Diversified client base	NA	Based on volumes and regulated tariffs
 <p><b>KMC</b></p>	1,300MW Combine Cycle Gas Turbine power plant capacity tolling agreement in Singapore	Keppel Electric	2030, with option for 10-year extension	Principally availability payment
 <p><b>DataCentre One</b></p>	Data centre in Singapore (under construction), lease 100% committed by 1-Net	1-Net	20 years from completion, with option for 8-year extension	Contractual lease revenue
 <p><b>Basslink</b></p>	Owner and operator of the Basslink Interconnector between the States of Victoria and Tasmania in Australia	Hydro Tasmania	2031, with option for 15-year extension	Principally availability payment

(1) 3 boilers completed for the Senoko boiler upgrade as at 31 March 2016

# KIT's shareholding structure



(1) Osaka Gas Singapore Pte. Ltd. holds the remaining 49% equity interest in City OG.

(2) Hyflux Ltd holds the remaining 30% equity interest in SingSpring.

(3) Keppel Energy holds the remaining 49% equity interest in KMC.

(4) WDC Development Pte. Ltd. holds the remaining 49% equity interest in DC One